



FARRINGTONS  
SCHOOL

# CURRICULUM POLICY

Updated – September 2024  
Revised by: LG  
Review Date: September 2025

## FARRINGTONS SCHOOL – KS3 CURRICULUM MAPS 2023.24



FARRINGTONS  
SCHOOL

The curriculum maps below provide an overview of the topics taught this year. Each subject specifies the topics and assessment tasks used at each Assessment Point for each section of the KS3 courses. This is for your information so you can support your son/daughter in their learning. You will also see the amount of time spent on each topic area below. The topics might not necessarily be taught in the order specified in the curriculum maps due to the availability of resources and teacher judgement. In some subjects, there are optional topics, such as in English where the class and teacher select the texts to be studied. We are also always seeking to update the curriculum to make sure it supports the pupils' needs as fully as possible. *In year 9, your children will begin elements of their GCSE courses in some core subjects.*

YEAR 7		YEAR 8		YEAR 9	
Subject	Periods	Subject	Periods	Subject	Periods
Mathematics	4	Mathematics	4	THE CORE	
English	4	English	4	Mathematics	4
Science	3	Science	3	English	4
MFL (2 French)	2	MFL (2 Spanish & 2 French/German/Support)	4	Science	4
Geography	1	Geography	1	History	2
History	1	History	1	Geography	2
Dance/COGS	1	Drama	1	Religious Studies	2
ICT	1	IT and Computing	1	Physical Education/Games	3
Music	2	Music	1	Wellbeing	1
Physical Education/Games	3	Physical Education/Games	3	Activities	2
Wellbeing	1	Wellbeing	1	OPTIONS – 3 subjects from the following (compulsory Language)	
CATS (Food/Graphics/Art/Textiles)	2	CATS (Food/Graphics/Art/Textiles)	2	MFL – French/German/Spanish	2
Religious Studies	1	Religious Studies	1	Graphics	2
Music	2	COGS/Dance	1	Food	2
Activities	3	Activities	2	Textiles	2
				Art	2
				Music Technology/ Music Pre-GCSE & Performance	2
				Drama	2
				Music Tech	2
				ICT	2
<b>TOTALS</b>	<b>30</b>		<b>30</b>		<b>30</b>

## Whole School Curriculum Policy

### 1. Aim

**1.1** This policy aims to design a broad and balanced curriculum that takes into account the ages, aptitudes and needs of all pupils at Farringtons School, including those pupils with an EHCP plan, while supporting and promoting the fundamental British values of democracy, the rule of law, individual liberty, and mutual respect and tolerance of those with different faiths and beliefs.

The whole school curriculum at Farringtons also aims to combine an effective blend of academic rigour with enjoyment and genuine enthusiasm for learning. It is designed to offer an education that enables pupils to reach their full potential and take their place in the world as confident, active members of society.

We aim to:

- Provide full-time supervised education for pupils of compulsory school age (construed in accordance with Section 8 of the Education Act 1996), which gives pupils experience in linguistic, mathematical, scientific, technological, human and social, physical and aesthetic and creative education.
- Ensure that pupils acquire speaking, listening, literacy and numeracy skills.
- Ensure that where the principal language of instruction is a language other than English, that lessons will include some written and spoken English.
- Ensure that our personal, social, health and economic education (Wellbeing) (i) reflects the school's aim and ethos; (ii) encourages respect for other people, paying particular regard to the protected characteristics set out in the 2010 Equality Act and (iii) reflects updates in provision for relationship and sex education and health education.
- We ensure that pupils receiving secondary education have access to accurate, up-to-date careers guidance that (i) is presented in an impartial manner; (ii) enables them to make informed choices about a broad range of career options; and (iii) helps to encourage them to fulfil their potential.
- Ensure that pupils below compulsory school age, have a programme of activities which is appropriate to their educational needs in relation to personal, social, emotional and physical development and communication and language skills (*see EYFS Policy*), including pupils that have an educational health and care plan.
- Ensure that pupils above compulsory school age, have a programme of activities which is appropriate to their needs, including pupils that have an educational health and care plan.
- Ensure that all pupils have the opportunity to learn and make progress.
- Ensure that all pupils are effectively prepared for the opportunities, responsibilities and experiences of life in British society through a curriculum that supports fundamental British values.

By providing:

- for the needs of individual children, including the most able and those experiencing learning difficulties;
- a framework that recognises and values the different talents of pupils
- a broad and balanced curriculum;

- a curriculum that is relevant to all pupils;
- for each child's education ensuring that it has continuity and progression;
- a stimulating environment which celebrates pupil achievement;
- resources for staff to deliver the curriculum in the most effective way;
- communication that enables the crucial role which parents play in their children's education.

1.2 To this end, the school follows the broad principles of the National Curriculum. In Key Stage 1 and 2 we offer a broad and exciting curriculum that develops children's knowledge, skills and talents supporting them to become reflective, problem-solving independent learners. We offer a varied curriculum at Key Stage 3 ('Lower School' – Years 7 & 8) so that pupils have the opportunity to experience a wide range of subjects before concentrating on a typical load of 9 or 10 GCSEs which also include a BTEC option in Business Studies. Each student is encouraged to explore the full spectrum of subjects in order to discover his/her own particular strengths and interests.

1.3 The academic curriculum is complemented by an expansive co-curricular activities programme which is embedded into the school day. Entitled as 'Luceat' throughout the Prep School and 'Floreat' in the Senior School.

## **2. Sixth Form Curriculum**

2.1 The Sixth Form timetable is built around the requirements of each cohort. The option scheme is created after current Year 11 students have indicated their initial choices. This ensures that in most years almost the entire cohort can follow their first choice set of A-levels.

2.2 The exact combination of each student's timetable commitments depends on the subjects they have chosen alongside their academic pathway, which is determined by the value of the GCSE grades students enter our Sixth Form with. With the introduction of BTECs in Business, there is the flexibility to combine A Level and more vocational subjects. The Extended Project Qualification (EPQ) is also available as well as a comprehensive programme of co-curricular enrichment through Floreat.

## **3 PSHE (*Personal, Social, Health and Economic Education*'), including Relationship and Sex Education and Health Education (Formerly Wellbeing)**

### 3.1 Prep School 'Wellbeing'

Each child in Years 1 to 6 receives one period of Wellbeing each week, delivered by their Form Tutor or Prep School Teacher. This is overseen by the Prep School Wellbeing Co-ordinator. The programme covers a variety of topics which may be revisited by the children as they work their way through the Prep School.

### 3.2 Senior Department 'PSHE'

Each student in Years 7 to 13 receives one period of PSHE each week, delivered by the Head of PSHE or their Tutor. The Head of PSHE oversees the programme. Many areas are covered over the seven years and certain concepts are inevitably revisited, at a deeper level on each occasion.

Relationship and Sex Education and Health Education fall within the PSHE remit. Suitably qualified external speakers are invited to cover areas which require particular specialist knowledge.

## **4 Learning Support (Learning Development Department)**

### 4.1 Prep School

The Learning Development Department work closely with the Key Stage 1 and 2 teachers and teaching assistants. When a child has been identified by the teaching staff as needing extra support (usually in Maths or English) then they will be given either individual or small group lessons. This is taken by the Learning Development teachers who devise individual programmes for the children.

#### 4.2 Senior Department

The Learning Development teachers and the EAL teachers work closely with all subject teachers. Students are offered extra support lessons with the Learning Development teachers, either individually or in small groups. This arrangement is particularly suited towards pupils with Educational Psychologist reports.

The Learning Development Department maintain a register of students in need of support and strategies to help the classroom teacher support these students in their mainstream classes.

In the Lower School (KS3) there are small-group support classes, taken by specialist teachers; these classes often run in place of a second Modern Foreign Language.

In the Middle School (KS4) there is a small-group support class taken by specialist teachers; this class runs under the name Study Skills, an option block choice in Year 10 and 11 that does not lead to a formal qualification but is specifically designed to give students extra support rather than overload them with GCSE subjects. Students choosing Study Skills as an option at KS4 additionally enjoy the benefit of extra tuition from English, Mathematics and Science teachers during this time.

EAL support is given for students requiring help in this area throughout Years 7 – 13 and is arranged to be as sympathetic as possible to the work they are covering across their curriculum. For example, many EAL students where appropriate follow a more suitable English as an Additional Language, English qualification. Setting also reflects the need for differentiated provision.

### 5 Highly Able, Gifted & Talented

This area is developed through an both the Scholars Programme, headed up by the Head of Scholars.

- a more formalised procedure for the identification of significantly more able / talented pupils and for recording data on the identified pupils
- Quality first teaching that provides stretch and challenge
- Opportunities within and outside of the curriculum provision for the identified pupils
- Extracurricular trips and activities to inspire and motivate identified pupils
- a more formalised procedure to monitor the progress of the identified pupils other than that already in existence
- Necessary INSET

### 6 Curriculum Management and Development

Curriculum issues in the Senior and Prep Schools are addressed at regular meetings. Heads of Department in the Senior School meet as a 'Curriculum Team' for meetings which are always followed by Department meetings the following week so that information can be passed from the Assistant Head (Curriculum) to Heads of Department and then to the teachers in each department.

The Prep School curriculum is led by the Head of Prep School. Curriculum issues are discussed at the Prep School weekly staff meetings. Departmental subject meetings also take place on a regular basis.

## **7 Academic Timetable**

- 7.1 The Prep School week contains \_\_ lessons, each of 30 minutes duration, comprising:  
Monday – Friday 12 lessons per day  
Pupils also attend a Chapel once a week.
- 7.2 The Senior Department week contains 30 lessons, each of 55 minutes duration, comprising:  
Monday – Friday 6 lessons per day.  
Pupils also attend Chapel twice a week on a rotation system.

## **8 Setting**

### **8.1 Prep School**

In Key Stage 1 and Key Stage 2 the children are taught in mixed ability groups. There are two or three ability settings in Maths and English for the children in Years 4 - 6.

### **8.2 Senior School**

In Year 7, students are taught in their form groups with the exception of Maths and Science which are set based on underlying ability. In Year 8 and 9, all subjects except Humanities, ICT, Drama, Wellbeing and Music are taught in sets. There are mixed ability groups for the teaching of Carousel subjects throughout Year 7 – 9.

## **9 Homework**

Homework policies can be found in Appendix A

## **10 Assessment, Testing and Grades**

Assessment of each student's work is monitored through regular oral and written feedback, Assessment Point cards and formal written reports to parents.

### **The Assessment Structure**

Assessment can only contribute to learning if students can know and feel that their work is being assessed fairly and that they can learn from the comments and marks that are given. Assessment is an integral part of our curriculum planning and is inseparable from the teaching and learning process. It has a major role to play in increasing levels of achievement at Farringtons School.

We believe that effective assessment provides information to improve teaching and learning. We give our children regular feedback on their learning so that they understand what it is that they need to do better. This allows us to base our lesson plans on a detailed knowledge of each child. We give parents regular reports on their child's progress so that teachers, children and parents are all working together to raise standards.

The purpose of this aspect of the Curriculum Policy is to draw together the many aspects of good practice from both within and from outside of school in a coherent and practical framework. This will enable all assessment activities to have a direct impact on the foci of tracking progress, planning for improvement, and raising attainment.

## Definitions:

### **Assessment of learning**

- Assessment **of** learning is a summative assessment to ascertain the level a child has reached which could be termly or annually or at the end of a key stage. An example of a summative form of assessment at Farringtons is the Assessment Points process we undertake at regular intervals throughout the school year. Assessment Points are explained in greater detail at the end of this policy. Summative tests also include formal public examinations, Midyis, Yellis and Alis tests of underlying ability.

### **Assessment for learning**

- Assessment **for** learning is the ongoing day-to-day formative assessment that takes place to gather information on what a child or group of children understand or do not understand and how future teaching will be adapted to account for this. Effective ongoing day to day assessments at Farringtons would include effective questioning; Individualised, departmental specific assessment descriptors; our marking through the stickered feedback areas of our exercise books; The use of explicit and measurable Intended Learning Outcomes, observations of children during teaching and while they are working; holding discussions with children; traffic lights or thumbs up for pupil self-evaluation, analysing work and reporting to children; peer and self-assessment against mark schemes; conducting tests and giving quick feedback and engaging children in the assessment process.

## Aims and Objectives

- to support learning by identifying pupils' strengths and weaknesses and encouraging them to evaluate their progress and reach their highest possible levels of attainment;
- to enable our children to demonstrate what they know, understand and can do in their work;
- to help our pupils' understand what they need to do next to improve their work;
- to enable teachers to identify the needs of each child including additional support if required;
- to allow teachers to plan work that accurately reflects the needs of each child;
- to provide a method of monitoring and developing the curriculum;
- to help staff evaluate their delivery of the curriculum and make any necessary adjustments to it in terms of curricular planning and approaches to teaching;
- to evaluate the success of the teaching;
- to provide meaningful communication between school and parents, that provides them with information about their child's achievements and progress, on a regular basis;
- to provide the Head with information that allows her to make judgements about the effectiveness of the school;
- to 'close the gap' between pupil's potential and actual performance.

## Principles of Assessment:

In order to satisfy the above aims, the school policy is based on:

- formal assessment that is planned and conducted on a frequent and consistent basis around the Assessment Point structure and the reflective process needed to improve after the completion of each Assessment Point task.

- A shared understanding between children and teachers of the criteria which will be used in the assessment of learning (departmental and exam board specific mark schemes)
- Students being actively and explicitly involved in this process as part of taking responsibility for their own learning, e.g. in developing their ability to be self-critical or in setting realistic targets for subsequent pieces of work;
- teachers using the results of their assessment to set work which challenges and stretches their pupils;
- effective planning for teaching and learning which recognises the full range of achievements of all children by focusing on how children learn;
- recognising assessment as central to classroom practice;
- assessment being regarded as a key professional skill for teachers;
- sensitive and constructive practices because any assessment has an emotional impact;
- taking account of the importance of learner motivation;
- promoting commitment to learning goals and a shared understanding of the criteria by which children will be assessed;
- providing constructive guidance for children about how to improve;
- developing the children's capacity for self-assessment, so they can recognise their next steps and how to take them;

## **Planning for Assessment**

We use our school's Curriculum Maps to guide our teaching. In these maps we set out the broad details of what is to be taught to each year group. In our school Curriculum Maps we also identify opportunities for assessment within each broad unit of work. This is shared on the school's website with parents and is updated yearly through consultation with colleagues in school.

We plan our lessons with clear learning objectives. We base these upon the teacher's detailed knowledge of each of the students. These learning objectives or Intended Learning Outcomes are mapped out in Schemes of Work. These Schemes of Work are unified across departments and follow a common format. We strive to ensure that all tasks set are appropriate to each student's level of ability. Our lesson plans make clear the expected outcomes for each lesson. We make a note of those individual children who do not achieve at the expected level for the lesson, and we use this information when planning for the next lesson. We also keep this information as a record of the progress made by the class.

## **Assessment Procedure**

The current document outlines the Assessment year in terms of:

- Assessment Points (3) during the academic year
- Reports (once per year for each year group)
- Progress Review Evenings (twice per year for each year group)

## **Recording and Tracking**

The purpose of our recording is to provide information on each student's achievements, skills, abilities and progress throughout the curriculum. It should:



- Update information to reflect current achievements in each subject at each Assessment Point;
- show the strengths and achievements of each child;
- Share the Target Grade for each child in Years 10-13 (these target grades are externally set from the results of Midyis, Yellis and Alis testing)
- Allow teachers to indicate a Projected Grade based upon the teacher's judgment of the grade a student will likely achieve if current levels of effort and application are maintained.

## **Reporting to Parents**

We have a range of strategies that keep parents fully informed of their child's progress in school. We encourage parents to contact the school if they have concerns about any aspect of their child's work.

A minimum of two evenings per year we offer parents the opportunity to meet their child's teachers. Details of the reporting schedule can be found on the school's online calendar. The July Assessment Point report outlines a progress summary of all Assessment Points from the year.

## **Feedback to Children (*see Feedback Policy in APPENDIX B*)**

We believe that feedback to children is very important as it tells them how well they have done and what they need to do next in order to improve their work. We have a Feedback Policy to ensure that we all mark in the same way.

We give children verbal feedback on their work whenever possible. We usually do this when the children are working during the lesson although we sometimes give feedback on a particular lesson at the beginning of the next one. When lesson time does not allow for verbal feedback, we write comments on the children's work during marking. We give written comments to children of all ages. We do not always aim these comments at the children; quite often we write something that is useful to both parents and teachers.

When we give written feedback to a child, we relate this to the learning objective for the lesson. By so doing we make clear whether the objective has been met and we produce evidence to support the judgement. If we consider that the objective has not been met, we make clear why this was the case. In both cases we identify what the child needs to do next in order to improve future work.

## **Marking (*see Feedback Policy in APPENDIX B*)**

Students work should be marked frequently to provide them with specific, actionable and meaningful feedback to improve their work. We are not prescriptive about exactly how often students' books should be marked. In a time-rich subject like English, demands are very different from a subject with only two curriculum periods per week. We would tentatively suggest that marking at least twice per half term is a sensible ratio, or once every four lessons. Of course, this isn't always going to be possible and there should be some leeway built in. With challenges around effective feedback imposed by the pandemic, alternate forms of feedback are permissible and, in many cases, entirely necessary. Blended learning and the online classroom have necessitated the use of voicenote, Dr Frost, live marking and a host of other equally meaningful forms of feedback practices used across the school. The following are areas of focus for us as a staff body during this academic year.

1. Dialogue - We are keen that marking has impact; that students respond thoughtfully to our comments and know from our marking specifically what they need to do to improve. We strive

for dialogue through pupils' exercise books– staff are encouraged to develop pupils' ability to 'talk' to their teachers via their books. Instead of making comments, we strive to ask questions: "Why have you done..." How could you improve...? "Is \_\_\_ correct?" And in return students can ask their own questions, make points of information or clarify any misunderstandings and assumptions. The structure of lessons should naturally be constructed around giving and responding to feedback, these conversations are encouraged to take place as often as possible through students' books.

2. Find Faults and Fix – We embed high expectations at all times, especially in regard to the quality of pupils' written work. We give over lessons or parts of lessons to making sure that students respond to our marking and that they 'Close The Gap' in relation to what we want them to achieve and what has been produced via their written work. Dedicated Improvement and Reflection Time (DIRT) allows students to spend a portion of a lesson or a whole lesson responding to feedback immediately, securing actual improvements as soon as possible once feedback has been received. Of course, the confines of classrooms and the curriculum mean that there just isn't enough time to achieve perfection but that doesn't mean we shouldn't aim for it. We encourage students to find faults and fix them just before we collect books in. This means that the basics all have to be in place: neatly underlined titles and dates but also there is an expectation that pupils will proofread their work. Students are encouraged to be proud of their work, and that includes its presentation.
3. Marking is planning – it is an inescapable fact that teachers' time is precious. We do not have it to waste. Quality marking is for nobody other than the students. It should take them more time to respond to the marking than we took in writing it. The more questions we ask and the more tasks we set as teachers, the more time students will be expected to spend in response. Dylan Wiliam says that feedback should be more work for the recipient than the donor and he's right. If it's taken me a minute to mark a piece of work, that should result in 10 minutes worth of improvement.
4. Marking is differentiation – Marking is the purest form of differentiation. There can be no better way to respond to the needs of an individual than to read what they have written and give them specific tasks to challenge them to be better than they currently are. We encourage colleagues to mark selectively, formatively and reflectively according to the needs of each student.

## **Grades vs Comments**

Evidence suggests that 70% of feedback falls on deaf ears. When accompanied by a mark, this figure rises significantly. In most situations, marking should be grade free and comment-based in the form of questions, symbols, and prompts. At Assessment Points students in Key Stage three receive progress indicators (A fuller explanation is provided below) Progress are determined specifically according to departmental Baseline Descriptors and are shared with students at each stage of the process so that they can, crucially, determine what they need to do to improve and what they have done well.



## ***Assessment Points Explained***

### ***What are Assessment Points?***

There are three (KS3/4/5) Assessment Points evenly spaced throughout the three terms which should allow us to more effectively support the students' learning as they progress through the school. Each Assessment Point entails a short test or examination in each subject, moderated within departments and based upon the topic the student is currently studying. Additionally, staff provide a grade for some key areas of performance to build a meaningful picture of how each child is progressing. This information will then be shared with Heads of Department, Senior Teachers, the school's Senior Management Team and parents.

### ***What about School Reports and Parents' evenings?***

Assessment Points do not replace Parents' evenings or traditional school reports. There will be two Parents' evenings for each year group this academic year, supplemented by one traditional school report. Not all reports will be written at the end of the academic year when little or nothing might be able to be done about current performance. Rather, reports will appear at key times throughout the year for each Year Group and will be sent home electronically via the Parent Portal. Details of the timing of each year group's school report can be found on the school website.

### ***Why use Assessment Points?***

Using the Assessment Point format, we can track and monitor patterns of performance across a range of indicators across the school. Most importantly, we can then put the appropriate intervention strategies in place to support each student's learning needs. We are confident that for both parents and school this will simplify the way in which attainment can be supported by our dedicated staff and by parents.

### ***What is assessed at each Assessment Point and what is reported on?***

We have two distinct assessment systems in operation:

At KS3, we report on progress using an Assessment Without Levels (AWL) approach as well as "Attitude to Learning".

At KS 4 and 5, data is gathered and presented based upon each student's **most recent performance**, against GCSE/Equivalent and A level exam board specific grading (1-9/P-D\*/A\*-E). We additionally report on "Attitude to Learning".

### **KS3 AWL Explained.**

## **Background and Context**

Attainment targets and levels, which were introduced with the national curriculum in 1988, are no more. There were a variety of problems with the use of National Curriculum Levels and, by extension, Farringtons Levels. Their removal means that schools have been tasked with developing their own way of assessing children's' progress. At Farringtons, we agreed that levels weren't very accurate and that they were potentially distracting from learning and the feedback we actually want students to act on. Over the last two academic years, we have been engaged in thinking and consultation about how we can design an assessment system that first and foremost supports teaching and learning. This booklet outlines that new system.

# The Three Elements to Understanding our KS3 Assessment System

## 1. Farringtons Baseline Thresholds

'Farringtons Baseline Thresholds' refers to a student's achievement in relation to expectations for their age group in each subject. We use a variety of baseline testing measurements to assign each student a '**Baseline Threshold**' in each of their subjects. This is used to **estimate** GCSE outcomes, based on the results achieved by students with similar baseline scores, nationally.






**Exceeding:** This student is exceeding in relation to expectations for their year group in this subject. An estimated **GCSE outcome** of **Grade 7-9**.

**Securing:** This student is secure in relation to expectations for their year group in this subject. An estimated **GCSE outcome** of **Grade 4-6**.

**Developing:** This student is not yet secure in relation to expectations for their year group in this subject. An estimated **GCSE outcome** of **Grade 1-4**.

## 2. Farringtons Progress indicators (against the Baseline Thresholds)

A student's 'progress' compares current performance in each subject to the Baseline Threshold.

	= Excellent progress. On track to <b>exceed</b> their baseline at the end of year 8. Currently 'on track' to exceed the GCSE outcomes <b>above their baseline</b> .
	= Expected progress. On track to <b>remain at</b> their baseline at the end of year 8. Currently 'on track' for the estimated GCSE outcomes <b>at their baseline</b> .
	= Below expected progress. Off track and will <b>fall below</b> their baseline at the end of year 8. Currently 'off track' and if the current pattern continues, will not achieve GCSE outcomes they are capable of.

## 3. Farringtons Attitude to Learning

Learning behaviours are reflected in the "attitude to learning" grading element. This A, B, C grade incorporates a range of behaviours, systems and approaches such as, but not limited to: effort, organisation, response to feedback, collaboration etc. There are 3 possible grades:

<b>C</b>	<b>Not Meeting Expectations</b>
<b>B</b>	<b>Meeting Expectations</b>
<b>A</b>	<b>Excellent</b>

## Student Progress Summary from: Date to DATE

Number of Possible Registrations	Percentage Attendance	Number of Registration Late Marks this year
106	100.0%	3
Merits this year	Behaviour sanctions this year	Detentions this year
15	3	2

Subject	Teacher	Attitude to Learning	Baseline (Est. GCSE)	Progress
English	Ms E. NGLISH	<b>B</b>	Securing (5-6)	→
Maths	Ms M. Aths	<b>C</b>	Securing (5-6)	↘
Science	Ms S. Cience	<b>A</b>	Securing (5-6)	↗
History	Ms H. Istory	<b>C</b>	Securing (5-6)	↘
Geography	Mr G. Eography	<b>B</b>	Securing (5-6)	→
RE	Miss R. Education	<b>B</b>	Securing (5-6)	→
Spanish	Ms S. Panish	<b>B</b>	Securing (5-6)	→
Design Technology	Ms D. Technology	<b>C</b>	Securing (5-6)	↘
ICT	Mr C. Science	<b>B</b>	Securing (5-6)	→
Art	Ms A. Rt	<b>B</b>	Securing (5-6)	→
Dance	Ms D. Ance	<b>B</b>	Exceeding (7-9)	→
Drama	Ms D. Rama	<b>C</b>	Securing (5-6)	↘
Music	Ms M. Usic	<b>A</b>	Exceeding (7-9)	↗
PE	Mr P. Education	<b>A</b>	Exceeding (7-9)	↗

## Baseline Threshold & Likely GCSE Destination Grade

A student's **Baseline Threshold** is based on a variety of **baseline tests**. Three **Baseline Thresholds** cover our cohort effectively and each one leads to a **Likely GCSE destination grade** band, a grade band indicator which we think students should be aiming towards achieving at the end of Year 11. Feedback to individual students will be focused on **how they can specifically improve**.

Allocation to a **Baseline** Threshold is initially determined by our **baseline testing** which uses a variety of measures including: Durham University's Centre for Education Management (CEM) data <https://www.cem.org/about-us> internal baseline testing, Lucid Exact reading Age tests, internal tests and crucially, teacher observation.

The table below demonstrates the relationship between the **Baseline Threshold** and a **likely GCSE destination grade range**. It is important to note again that these profiles or destinations will never be used to label students and that past performance is not always the best indicator of future performance. Students can, naturally, move up into the next threshold from one year to the next if progress over the course of the academic year is consistently "Excellent".

<b>Baseline Threshold</b>	<b>Likely GCSE Destination Grade range</b>
Exceeding	7-9
Securing	4-6
Developing	1-4

KS4/5 Explained:

The following areas of performance are reported on at KS4/5:

- **Current Attainment Grade (CAG)**
- **Target Attainment Grade (TAG)\***
- **Projected Attainment Grade (PAG)**
- **Attitude to Learning. (A2L)**

The following descriptors outline what each number best represents for each area of school performance. At each Assessment Point throughout the year students are graded using the following criteria – We do acknowledge that these are general statements and that a student's individual learning needs are always taken into consideration.

**1 Target Attainment Grade (TAG) for students in Year 10,11,12,13.** - This Reflects GCSE or A Level Grades for examination classes. Target Grades are externally set using Durham University's nationally recognised, Centre for Evaluation & Monitoring (CEM) suite of tests.

**2 Projected Attainment Grade (PAG) for students in Year 10,11,12,13.** This is set by the teacher and will reflect the likely grade the pupil will go on to achieve if current levels of effort and application continue to be applied.

**3 Current Attainment Grade (CAG) for students in years 10, 11, 12 & 13** This reflects the grade each pupil is currently working at and is based closely upon exam board mark schemes at GCSE or A level. Lower down the school, in years 7-9 we report on progress and not attainment. Progress is indicated against a "baseline Threshold" (See pages 14-16 Curriculum Policy)

<b>C</b>	<b>Not Meeting Expectations</b>
<b>B</b>	<b>Meeting Expectations</b>
<b>A</b>	<b>Excellent</b>



The following document provides an overview for the Assessment Year outlining the following Assessment, Recording and Reporting features:

- Assessment Points 1- 3
- One full written report for each Year Group
- Two Parents' Evenings for each Year Group
- Mock Examinations
- School Examination Week

# ASSESSMENT SCHEDULE - 2023/24

Dates	Month	Year 7	Year 8	Year 9	Year 10	Year 11	Year 12	Year 13	
Sept 3-4	Learning								
Sept 11-15	Learning		Meet The Tutor 9:4-4:30pm (14/9)	Meet The Tutor 9:4-4:30pm (24/9)	Meet The Tutor 9:4-4:30pm (24/9)	Meet The Tutor 9:4-4:30pm (14/9)	Meet The Tutor 9:4-4:30pm (14/9)	Meet The Tutor 9:4-4:30pm (24/9)	
Sept 18-22	Assessment								
Sept 25-29	Assessment								
Oct 2-6	Learning	Traffic Light Check & All Tracking* - Starts by 9/10	Traffic Light Check & All Tracking* - Starts by 9/10	Traffic Light Check & All Tracking* - Starts by 9/10	Traffic Light Check & All Tracking* - Starts by 9/10	Traffic Light Check - Starts by 9/10	Traffic Light Check - Starts by 9/10	Traffic Light Check - Starts by 9/10	
Oct 9-11	Learning				Parent Teacher Meeting 8-9pm (14/10)	All Tracking	All Tracking	All Tracking	
Oct 16-20	Assessment	Half Term	Half Term	Half Term	Half Term	Half Term	Half Term	Half Term	
Oct 23-27	Assessment	Half Term	Half Term	Half Term	Half Term	Half Term	Half Term	Half Term	
Oct 30-Nov 3	Learning					Parent Teacher Meeting 8-9pm (2/11)			
Nov 6-10	Assessment						SCSE Exam: Maths, English		
11-17 Nov	Learning	AP1 on exams 16/11 by 8pm	AP1 on exams 16/11 by 8pm	AP1 on exams 16/11 by 8pm		WT Match (BISH vs AP1)			
Nov 20-24	Assessment				AP1 on PE/Exam 21/11	WT Match (BISH vs AP1)	AP1 on PE/Exam 21/11	AP1 on PE/Exam 21/11	
Nov 27-Dec 1	Learning							Parent Teacher Meeting 8-9pm (28/11)	
Dec 4-8	Assessment			School closure on 6th Dec, 1st & 2nd half sessions on 7th Dec (2023)			Parent Teacher Meeting 8-9pm (2/12)		
Dec 11-14	Learning								
Dec 18-22	Assessment	Christmas Holidays	Christmas Holidays	Christmas Holidays	Christmas Holidays	Christmas Holidays	Christmas Holidays	Christmas Holidays	
Dec 25-29	Assessment	Christmas Holidays	Christmas Holidays	Christmas Holidays	Christmas Holidays	Christmas Holidays	Christmas Holidays	Christmas Holidays	
Jan 2-5*	Learning								
Jan 8-12	Learning	Parent Teacher Meeting 8-9pm (8/1)					Vocational External Exams	*School closure on 10th, 11th, 12th Jan (2024)	
Jan 15-19	Assessment			Parent Teacher Meeting 8-9pm (15/1)		Mock Practical/WRP - report on AP1	Vocational External Exams	Vocational External Exams	
Jan 22-26	Assessment					Mock report on AP1 exam on terms 17 by 11/1			
Jan 29- Feb 2	Assessment				OPTOtest 2/10/23 8-9pm (30/1)				
Feb 5-9	Assessment	All Tracking	All Tracking (Parents Eve) (7/2)	All Tracking				All Tracking	
Feb 12-16	Assessment	Half Term	Half Term	Half Term	Half Term	Half Term	Half Term	Half Term	
Feb 19-23	Assessment				All Tracking	School closure on 23rd Feb (2024) - 1st half session on 24th Feb (2024)	All Tracking	Mock on AP1 on PE/Exam by 4/3	
Feb 26-March 1	Assessment	Assessment Point 2 for all years (7-13) Data on exams/PE/All Progress by 1/3							Mock on AP1 on PE/Exam by 4/3
March 4-8	Assessment								
March 11-15	Assessment					1st Parent Teacher meeting 8-9pm (14/3)			
March 18-22	Assessment		*School closure on 19th, 20th, 21st Mar						
March 25-29*	Assessment							1st Parent Teacher meeting 8-9pm (24/3)	
Apr 1-5	Assessment	Easter Holidays	Easter Holidays	Easter Holidays	Easter Holidays	Easter Holidays	Easter Holidays	Easter Holidays	
Apr 8-12	Assessment	Easter Holidays	Easter Holidays	Easter Holidays	Easter Holidays	Easter Holidays	Easter Holidays	Easter Holidays	
Apr 15-19	Assessment						1st Parent Teacher meeting 8-9pm (26/3)		
Apr 22-26	Assessment					1st Parent Teacher meeting 8-9pm (23/4)			
April 29-May 3	Assessment								
May 7-10*	Assessment	Tutor Meetings and Parents' Revision Workshop 8-9pm (8/5)					Public Examinations Begin	Public Examinations Begin	
May 13-17	Assessment								
May 20-24	Assessment	AP3 Examination Week Data (see exam 16) on exams by 1pm (24/5)							
May 27-31	Assessment	Half Term	Half Term	Half Term	Half Term	Half Term	Half Term	Half Term	
Jun 3-7	Assessment				AP1 Exam on exams 6/7 by 1pm (6/6)		AP1 Exam on exams 6/7 by 1pm (6/6)		
June 10-14	Assessment				Work Experience week		Work Experience week		
June 17-21	Assessment	*School closure on 17th, 18th, 19th Jun						*School closure on 17th, 18th, 19th Jun	
June 24-28	Assessment								

## **APPENDIX A**

### **FARRINGTONS SCHOOL HOMEWORK POLICY**

Setting and marking homework is one of our most important tasks. Used well, homework should greatly increase the time available for students to learn. Homework is the window through which parents see the school. To this end Farringtons uses the Show My Homework website to help students and parents understand the work that has been set each night. Senior School teachers are expected to keep the SMHW website updated with the work set so that it can be accessed easily.

1. Parents will be given a homework timetable at the start of each year, indicating the nights when homework should be assigned. This may be revised in the light of any timetable change.
2. The purposes of homework are to:
  - a) provide opportunities for students to work independently and to take responsibility for organising their work;
  - b) help students recognise the link between good study habits and higher standards of achievement;
  - c) check that students have understood classwork;
  - d) consolidate or extend work covered in school;
  - e) prepare for future lessons.
3. As an approximate guideline homework should take:
  - 30 mins per subject in Years 3 - 6
  - 30 mins per subject per slot in Year 7
  - 30 mins per subject per slot in Years 8 and 9
  - 40 mins per subject per slot in Years 10 and 11
  - 4 hours per subject per week in Sixth Form
4. Students must write their homework into their Contact Book. Teachers should post homework on TEAMS. Form Tutors are asked to check that they do this and sign it each week.
5. Homework should always be set. Where appropriate students are instructed to write 'none set' in their contact book – such entries are expected to be rare, although by contrast 'see TEAMS' is acceptable if the subject teacher has uploaded the task set in more detail to the TEAMS platform.
6. Homework may be set at any appropriate point in a lesson. Explanation should follow and sufficient time must be allowed for the slowest pupil to write it down in their contact book. If possible the last few minutes of a lesson should be avoided for such a vital task.
7. Homework can be set well in advance, especially using TEAMS. In the case of Years 12 and 13 this helps them to plan their time. Where students are working on a project or topic for many consecutive homeworks their progress will be monitored very regularly.
8. Homework will be set from the first day of term. The first two or three days are vital in establishing what is expected. It is also important to maintain academic momentum right through to the final day of term.
9. As the name suggests, it is intended that homework is done at home or during supervised prep, thereby leaving lunch-break free for extra curricular activities.

# Farringtons School Homework Timetable 2023.24

## Year 7 Homework Timetable 2023.24

Year 7 should take approximately 20 minutes per subject. Homework does not need to necessarily be completed on the night that it is set. Students should plan their homework schedules accordingly.

### Year 7 MJE

<u>Monday</u>	<u>Tuesday</u>	<u>Wednesday</u>	<u>Thursday</u>	<u>Friday</u>
English	ICT	Maths	English	Science
Maths	RS	Music	History	Geography
CATS			Dance/COGS	French
Drama				

### Year 7 ADO

<u>Monday</u>	<u>Tuesday</u>	<u>Wednesday</u>	<u>Thursday</u>	<u>Friday</u>
English	ICT	Maths	English	Science
Maths	History	Music	Dance/COGS	French
Geography			Drama	RS
			CATS	

### Year 7 KEV

<u>Monday</u>	<u>Tuesday</u>	<u>Wednesday</u>	<u>Thursday</u>	<u>Friday</u>
Drama	English	French	ICT	RS
RS	Science	CATS	Music	Maths
Maths	English			Geography
Dance/COGS				English

### Year 7 NJR

<u>Monday</u>	<u>Tuesday</u>	<u>Wednesday</u>	<u>Thursday</u>	<u>Friday</u>
Drama	English	French	RS	Maths
Maths	Science	CATS	Music	English
Dance/COGS				History
				Geography

## Year 8 Homework Timetable 2023.24

Year 8 should take approximately 20 minutes per subject. Students should plan their homework schedules accordingly.

### Year 8 MMA

<b>Monday</b>	<b>Tuesday</b>	<b>Wednesday</b>	<b>Thursday</b>	<b>Friday</b>
Maths	English	Spanish/German	Maths	English
	RS	French	Science	History
	Geography	Music	CATS	ICT
			Drama	

### Year 8 PWH

<b>Monday</b>	<b>Tuesday</b>	<b>Wednesday</b>	<b>Thursday</b>	<b>Friday</b>
Maths	English	Spanish/German	Maths	English
Drama	History		Science	French
	ICT		Drama	
			CATS	
			Music	

### Year 8 AMI

<b>Monday</b>	<b>Tuesday</b>	<b>Wednesday</b>	<b>Thursday</b>	<b>Friday</b>
Drama	French	MFL	CATS	English
COGS/Dance	History	English	Maths	Science
Maths	RS	ICT	Music	

### Year 8 CTA

<b>Monday</b>	<b>Tuesday</b>	<b>Wednesday</b>	<b>Thursday</b>	<b>Friday</b>
COGS/Dance	Drama	MFL	CATS	English
Maths	French	English	Maths	Science
ICT	Music	Geography	RS	

## Year 9 Homework Timetable 2023.24

Year 9 should take approximately 30 minutes per subject. English second homework and RS homework will be dependent upon teaching group.

### Year 9 FEV

<u>Monday</u>	<u>Tuesday</u>	<u>Wednesday</u>	<u>Thursday</u>	<u>Friday</u>
History	Maths	Geography	Maths	RS set 1/2
RS Set 3/4/5	Block Y - French, Spanish, Music Tech, Textiles, Drama, ICT		Block X - French, Spanish, Food, ICT, Art, Drama	Block Z - Graphics, Food, Music, Dance, German
			English	

### Year 9 RSA

<u>Monday</u>	<u>Tuesday</u>	<u>Wednesday</u>	<u>Thursday</u>	<u>Friday</u>
RS Set 3/4/5	Maths	Geography	Maths	RS set 1/2
	Block Y - French, Spanish, Music Tech, Textiles, Drama, ICT		Block X - French, Spanish, Food, ICT, Art, Drama	Block Z - Graphics, Food, Music, Dance, German
	History		English all sets	

### Year 9 LTE

<u>Monday</u>	<u>Tuesday</u>	<u>Wednesday</u>	<u>Thursday</u>	<u>Friday</u>
History	Maths	Geography	Maths	RS set 1/2
RS Set 3/4/5	Block Y - French, Spanish, Music Tech, Textiles, Drama, ICT		Block X - French, Spanish, Food, ICT, Art, Drama	Block Z - Graphics, Food, Music, Dance, German
			English all sets	

### Year 9 ASA

<u>Monday</u>	<u>Tuesday</u>	<u>Wednesday</u>	<u>Thursday</u>	<u>Friday</u>
RS Set 3/4/5	Maths	History	Maths	RS set 1/2
	Block Y - French, Spanish, Music Tech, Textiles, Drama, ICT		Block X - French, Spanish, Food, ICT, Art, Drama	Block Z - Graphics, Food, Music, Dance, German
			English all sets	
			Geography	

## Year 10 Homework Timetable 2023-2024

Year 10 should take approximately 30-40 minutes per subject.

Please note that where there are lots of subjects listed, the coloured sections represent GCSE option blocks in which students only study one subject in each colour. Homework set for the core subjects will vary, depending upon setting arrangements.

<u>Monday</u>	<u>Tuesday</u>	<u>Wednesday</u>	<u>Thursday</u>	<u>Friday</u>
<b>Block D</b>		<b>Block C</b>		<b>Block A</b>
Dance		Art Textiles		Business Studies
Art		iGCSE Physical Education		History
Triple Science		OCR National iMedia		German
Food & Nutrition		Business Studies		Triple Science
Computer Science		History		Art Textiles
History		Drama		Spanish
Geography				
Music/Music tech				
				<b>Block B</b>
				French
				Graphics
				Business Studies
				iGCSE Physical Education
				Religious Studies
				Geography
				Food & Nutrition

## Year 11 Homework Timetable 2023-2024

Year 10 should take approximately 30-40 minutes per subject.

Please note that where there are lots of subjects listed, the coloured sections represent GCSE option blocks in which students only study one subject in each colour. Homework set for the core subjects will depend upon setting arrangements.

<b><u>Monday</u></b>	<b><u>Tuesday</u></b>	<b><u>Wednesday</u></b>	<b><u>Thursday</u></b>	<b><u>Friday</u></b>
	<b>Block A</b>		<b>Block D</b>	<b>Block B</b>
	Business Studies		Business Studies	Business Studies
	Geography		Triple Science	Food & Nutrition
	Art and Design		History	Geography
	RS		Drama	iGCSE PE
	Spanish		iGCSE PE	History
	German		Food & nutrition	Dance
	Music			Computer Science
			<b>Block C</b>	
			Business Studies	
			Art Graphics	
			Spanish	
			History	
			Music Tech	
			Art Textiles	
			French	





## **APPENDIX B**

### **FEEDBACK POLICY – SENIOR SCHOOL**

At Farringtons School we are committed to ensuring that all our students receive frequent detailed feedback which is both oral and written to ensure that they are making effective progress toward their targets. All Farringtons students can expect the following standards:

- **Frequent, detailed and accurate feedback in every subject**
- **Feedback that identifies strengths of the work**
- **Feedback providing targets for improvement**
- **Written feedback that is selective, targeted and uses precise language**
- **Feedback that is legible and written in language that students can access**
- **Feedback that shows the student how he or she has made progress against assessment criteria**
- **Feedback that will improve the student's literacy skills**
- **Feedback that creates a climate of stretch, challenge and growth**
- **Feedback that encourages creative solutions and praises process and effort as well as outcomes**

#### **Rationale for Feedback**

Feedback should be the servant of the classroom teacher, not our master. Its very function is to support students and to develop their abilities. We should remember that oral feedback is as valuable as written feedback and we should shape our pedagogy with that in mind – closing the gap between the two. The gap should also be closed between the teacher giving feedback, both orally and in the written form, and students self-assessing their own writing and peers giving effective feedback. We should remember that peer and self-assessment done well takes careful training and scaffolding, but we must not ignore decades of research about the impact of AFL, nor take the retrograde step of relying solely on written teacher feedback. We should undertake written feedback that is ***selective, targeted and uses precise language***. We should dedicate more than adequate time for students to act upon feedback. We should devote time to engage in dialogue with students to ensure they understand what they need to do to improve.

**It is acknowledged that a significant investment of time and energy is required by teachers to train students to respond to feedback. Changes to the way students respond to our marking will only come about if we demonstrably compel students to engage with our feedback.**

1. Feedback should be more work for the recipient than the donor. Students respond to teacher feedback and make improvements in their work

demonstrating progress through their workbooks and written work. Progress should be clearly evident through students' workbooks.

2. Colleagues should dedicate part or all of lessons to Directed Improvement & Reflection Time (DIRT) in which pupils respond to feedback in their workbooks.
3. Pupil workbooks are a space in which dialogue between pupil and teacher takes place – colleagues should encourage pupils to 'talk' to teachers via their books. Instead of making comments, ask questions: "Why have you done..." How could you improve...? "Is \_\_\_ correct?" And in return, students can ask their own questions, make points of information or clarify teacher misunderstandings and assumptions.
4. Colleagues should find faults and fix – whole lessons or parts of lessons are handed over to making sure that work is well presented. Of course, the confines of classrooms and curricula mean that there just is not enough time to achieve perfection but that does not mean we should not aim for that.
5. Direct pupils to find faults and fix them just before you collect books in. This means that the basics all have to be in place: neatly underlined titles and dates, there is also an expectation that pupils will proof read their work. If pupils fail to proofread their work, do not mark it.
6. When students hand in work which is clearly below their best level of presentation, make them write it out again. Students should be proud of their work, and that includes presentation.
7. Marking is differentiation - marking is the purest form of differentiation. There can be no better way to respond to the needs of an individual than to read what they have written and give them specific tasks to challenge them to improve.
8. This process will be supported thoroughly by the senior management of the school.

### **KS3 Feedback Policy & Assessment Points**

1. Mark Assessment Point pieces of work using specific targeted comments accompanied by a summative grade using departmental criteria or percentages where appropriate..
2. Other than at Assessment Points, most of the work contained in student workbooks should receive comment only grading unless the work is REQUIRED to receive a numerical mark (eg: a vocabulary test.)
3. Arbitrary grading of pieces of work should not be present in student workbooks and should have really died out as a practice by now. The original research about AFL that is still required reading for teachers: 'Inside the Black Box', by Black and Wiliam – <https://www.measuredprogress.org/documents/10157/15653/InsideBlackBox.pdf>
4. We undertake internal departmental 'book looks' of an appropriately sized sample on a regular basis - led by the Head of Department, including the Assistant Head (Curriculum). This samples KS3 books (on a rotation decided at

Curriculum Team meetings). This scrutiny is supportive and is primarily about sharing good practice amongst the department.

### **KS4 Feedback Policy & Assessment Points**

1. The process currently involves providing feedback against GCSE assessment criteria and sharing exemplar work as a matter of course.
2. For Assessment Point tasks teachers should ensure they have given appropriate *detailed* feedback on at least one piece of work that informs student progress (alongside ongoing high quality oral feedback)
3. Written Assessments Points are marked using the appropriate GCSE /BTEC/A Level criteria and the teacher uses comments to exemplify where students have met grade criteria.
4. In the case of Years 10 and 11, teachers would be expected to give students detailed feedback in their workbooks at least twice per half-term
5. We undertake internal departmental 'book looks' of an appropriately sized sample on a half termly basis - led by the Head of Department, including the Assistant Head (Curriculum). This samples KS4 books/folders (on a rotation decided at Curriculum Team meetings). This scrutiny is supportive and is primarily about sharing good practice amongst the department.

### **KS5 Policy**

1. The process currently involves providing feedback against BTEC/A Level assessment criteria
2. We should undertake high quality '**dedicated improvement and reflection time**' with our sixth form teaching groups.
3. Students should be trained to peer and self-assess; familiarising themselves with the relevant AOs and the exam / coursework requirements.
4. In the case of Years 12 and 13, teachers would be expected to give students detailed feedback in their workbooks at least twice per half-term

### **Outline of Dedicated Improvement and Reflection Time (DIRT)**

**1 Dedicated Improvement and Reflection Time** is part of our everyday pedagogy: it is not new to our teaching, but we will foreground this approach consistently across the school in our formative feedback and AFL strategies. It is a focused attempt to hone in on proof reading and written accuracy with a coherent language and shared approaches. It means we are doing less in terms of quantity, but the quality of work and the degree of challenge and expectation is higher than ever. It will balance peer and self-assessment and will be strategically guided by the teacher;

**2 DIRT** can be anything from 2 minutes to 30 minutes in a given lesson;

**3 DIRT** will occur throughout KS3, KS4 and KS5;

- 4 Students could use highlighter pens as they proof read their writing to identify errors and improvements. They could also use highlighter pens when undertaking peer proof reading. The teacher will monitor patterns of highlighted improvements, particularly during one-to-one time. Students should be explicitly trained in using the appropriate whole-school literacy codes alongside highlighting proof-reading errors.
- 5 Teachers will have on-going formative discussions with students during **Dedicated Improvement and Reflection Time**; particularly during longer writing tasks.

## **DIRT Marking and Feedback: Teacher Guide**

Drafting and proof reading, their books with a clear signal that improving their writing and literacy is a basic, but crucial expectation of their learning. In this case DIRT marking is about improving extended pieces of writing and ensuring students proof read their work automatically.

### **Teacher Guidance for effective DIRT marking:**

#### **1. Keep it focused.**

If you simply hand back work to students and instruct them to improve it all then the response will invariably be less than successful. They need specific support, careful scaffolding and modelling to achieve competency in improving their work. To avoid overloading students we need to focus in upon specific improvements to their work.

#### **2. Model and scaffold.**

Models of work, with specific strengths or weaknesses, are crucially effective toward increasing student understanding. Seeing a first rate exemplar piece of work helps lessen the load and gives students a high standard to aim for with their work. Reviewing a poor example, picking apart its flaws with the teacher, or improving upon a weak example of work also helps scaffold their understanding about what is required to improve their own work. **DIRT** time may seem to be about independent work, but in actuality, there is still a need for guidance from teacher expertise.

#### **3. Targeted feedback.**

If students are receiving regular high quality feedback that is targeted and precise in each of their subject areas, then cumulatively they should learn clear patterns regarding how they need to improve in specific subject areas as well as recognising common patterns. Marking is therefore crucial – it determines teacher planning and it can be a defining factor for successful **DIRT**.

#### 4. Utilise verbal feedback to support DIRT marking.

If we establish a really clear focus for **DIRT**, with good quality models, scaffolds and targets for improvement, then students should be sufficiently focused to allow the teacher to undertake good quality 'one to one feedback' whilst **DIRT** is taking place.

#### Marking and Feedback: Teacher Guide

##### Peer and Self-Assessment

This can be a useful activity if done sparingly and in an environment where learners have been taught to do it effectively. **This should be done in a different colour pen** to highlight it as student marking and not teacher marking. All peer and self-assessment should be verified by staff whilst acknowledgement/light touch marking is being undertaken.

##### Verbal Feedback

Verbal feedback is a valuable form of formative feedback. Some departments may use this type of feedback more frequently because of the nature of their subject. For example, in design and technology, art, music and physical education the most effective feedback is often verbal.

#### Comparison of Grades in Key Stage 3 and 4

Current GCSE and IGCSE Grades Key Stage 4	New GCSE Grades Key Stage 4	BTEC Level 2 Grades Key Stage 4
	9	
A*	8	Distinction*
A	7	Distinction
B	6	Merit
C	5	Pass
	4	
D	3	
E		
	2	

F		
G	1	
U	U	

## **APPENDIX C**

### **PREP SCHOOL MARKING POLICY AND PRACTICE**

#### **Aims**

Marking should serve a single purpose – to advance pupil progress and outcomes. At Farringtons (Prep School) we believe that marking must provide positive, constructive feedback for every child, focusing on success and improvements. It needs to refer to success criteria and areas of development against learning objectives, enabling children to become reflective learners. In addition, there are certain non-negotiables which class teachers will correct. The information gained should then feed directly into assessment and planning to create a cohesive and efficient system.

#### **Methods**

Marking should focus first and foremost on the success criteria for the learning objective in all subjects. The emphasis should be on the success against the learning objective and improvements needed against that learning objective and/or pupil targets. Marking should be diagnostic and supportive. Teachers will use green pen (cursive/pre-cursive writing), marking stickers or stamps.

#### **Next Steps Marking**

Tasks should be given to extend / embed the pupils learning. Stickers should show 'Next Steps' in order to take the learning forward.

Children in all key stages self-assess using the agreed marking codes against the specific learning objectives and success criteria.

#### **Foundation Stage and Key Stage One**

In EYFS a lot of feedback will be verbal and comments will also be made via the Tapestry platform.

A green pen will be used for all formal marking.

Positive comments may be added to work and, as the child becomes more mature, these may also include an indication of how the work may be improved. Wherever possible, marking should take place alongside the child so that instant, direct feedback can be given. When this takes place teachers should mark the work with a stamp or 'VF', indicating 'Verbal Feedback'.

In Key Stage One formal marks are only given for spelling and multiplication table tests.

#### **Key Stage Two**

A green pen will be used for all formal marking.

Constructive comments are added to work where appropriate. They highlight successes, encourage improvement in weaker areas and direct to further areas of study.

Indicating every error is rarely helpful at this stage. Alternatives are:

- Indicating an error the first time it occurs but not subsequently



- Concentrating on a particular error for a period of time
- Class discussion of widely occurring errors

Praise should always be given for improvement in effort or work.

House points will be awarded for very good work or effort. A house point certificate is awarded when fifty house points have been achieved. Children will receive stickers and certificates for good work or effort.

Errors marked will depend on the ability and maturity of the child, always having positive encouragement in mind, as and when it becomes appropriate to focus on particular types of errors.

The codes used in marking should be displayed in classrooms and can be found alongside this policy. They will be discussed, in class, so that all children are aware of the meanings of the various markings.

### **Pupil Response**

Children should be given the opportunity to review and reflect any marking and respond to their questions at appropriate times during the day. The Teacher or TA can, at this time, try to circulate the class to establish understanding and deal with any arising issues.

Children in KS2 should respond to Next Step marking in purple pen. In KS1, they may respond in pencil.

### **Marking Expectations**

There is an expectation that all learning is looked at everyday by either the class teacher or TA. The Marking Code (see below) should be applied in the feedback. Core subjects should usually have a next step sticker. Diagnostic marking may be required in English, especially for longer pieces.

### **Monitoring**

Marking will be monitored through discussion and work scrutiny by Subject Leads or Head of the Prep School. This will also form part of discussions around performance management.

## Farringtons Marking Codes

✓ correct

○ circle mistake - incorrect

? - this doesn't make sense

sp - word underlined for spelling correction  
-write out three times

^ - letter or word has been missed out

// - new paragraph

Hp - House point awarded (also in Behaviour Policy)

VF verbal feedback

NS next steps

T target - how to improve your work next time

SC codes B - beginning to achieve

S - With support

. - not achieved

✓ - achieved (when this is used it should be followed by an extension ('Now try this'))

## Expectations for English, Maths and Foundation Subject work books

### Expectations for English Books

Year 1 English Book & Comprehension Book	A4 Yellow wide lined
Year 2 and KS2 English Book & Comprehension Book	A4 Yellow 8mm lined
KS1 Spelling Book	Slim Yellow lined
KS1 Handwriting Book	Red
KS2 Spelling Test Book & Handwriting Book	A5 Yellow 8mm lined
KS1 & KS2 Spelling Homework	A4 Purple 8mm lined
KS1 Spellings Folder	Purple pocket wallet
KS2 Spellings Folder	Yellow pocket wallet
KS2 Drama Folder	Purple pocket wallet

- KS2 Unit title page to be stuck in on the right hand side page/next page.
- Long date to be written/printed at the top left hand side of the page starting at the margin.

#### **e.g. Monday 5<sup>th</sup> September 2022**

- KS1 Date **NOT** to be underlined.
- KS2 Date to be **underlined with a pencil**
- Success Criteria, including Learning Objective, to be stuck underneath date.
- Children should be encouraged to cross through their mistakes with a single line; using the tool they write with.
- Books should not have pictures stuck on the cover.
- Books should not be covered unless directed by the teacher.
- Any comments should be written/printed in green cursive/pre cursive font.

#### **XCCW Joined 15a / CCW Cursive Writing 15**

- Worksheets to be trimmed and, where possible, stuck in without folding.
- Success Criteria to be completed by child and Teacher
  - ✓ - Criteria met
  - B** – Beginning to meet criteria
  - S** – Criteria met with support
  - - Criteria not met
- Errors, including key spellings, should be addressed.
- Areas for development should be addressed in feed forward comments and children to be given time to respond appropriately.
- In KS1 pupils should respond in pencil.

In KS2 pupils should respond in purple pen

## Expectations for Maths Books

KS1 Maths books  
KS2 Maths books  
Years 3-6 Times tables  
KS2 Mental Maths

A4 Blue 10mm squared  
A4 Blue 7mm squared  
A6 Blue 8mm lined  
Blue pocket wallet

- A margin of 2 to 2 ½ squares to be ruled on the left hand side.
- Short date to be written on left hand side with 6 digits i.e. 06.09.22
- Success Criteria to be stuck at the top of the page before the work
- Work to be set out with one digit per square
- Calculations to be set out in line with the calculation policy
- All children should write with a pencil
- Children should be encouraged to cross through their mistakes with a single line.
- Teacher's marking to reflect the comments on the success criteria
- Errors should be addressed.
- Books should not have pictures stuck on the cover.
- Any comments should be written/printed in green cursive/pre cursive font.
- Worksheets to be trimmed and, where possible, stuck in without folding.
- Success Criteria to be completed by child and teacher.
  - ✓ - Criteria met
  - B** – Beginning to meet criteria
  - S** – Criteria met with support
  - - Criteria not met
- 'Next Steps' should be addressed in feed forward comments and children to be given time to respond appropriately.
- In KS1 pupils should respond in pencil.
- In KS2 pupils should respond in purple pen.

## Expectations for Foundation Subject Books

KS1 & KS2 Humanities Book	A4 Green lined
KS1 & KS2 Religious Studies Book	A4 Pink lined
KS1 MFL	Blue pocket wallet
KS2 French	A5 Blue line & pocket wallet
KS2 Spanish	A5 Red line & pocket wallet
KS1 & KS2 Wellbeing	Orange folder

- Topic title page to be stuck in on a full page.
- Learning Outcomes (on template) to be stuck on the page after the title page.
- Long date to be written/printed at the top left hand side of the page starting at the margin.  
**e.g. Monday 5<sup>th</sup> September 2024**
- KS1 Date **NOT** to be underlined.
- KS2 Date to be **underlined with a pencil**
  
- Learning objective to be written or printed at the top left hand side of the page under the date.  
**e.g. L.O. To recognise why the Roman army was so powerful**
  
- Learning objective to be **underlined with a pencil (KS1 and KS2)**
  
- Children should be encouraged to cross through their mistakes with a single line; using the tool they write with.
- Books should not have pictures stuck on the cover.
- Books should not be covered.
- Any comments should be written/printed in green cursive/pre cursive font.  
**XCCW Joined 15a / CCW Cursive Writing 15**
- Worksheets to be trimmed and, where possible, stuck in without folding.
- In KS1 pupils should respond in pencil.
- In KS2 pupils should respond in purple pen.